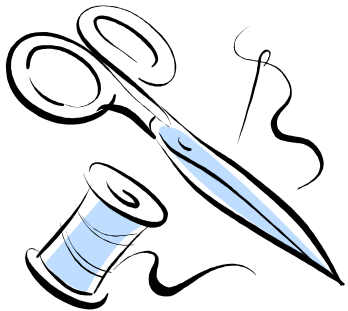


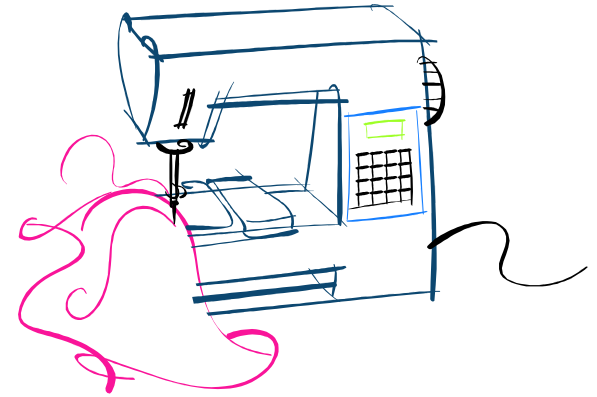
Reasons to Take Clothing I

1. Sewing is a skill that can be very useful throughout life.
2. Sewing is a fun hobby that can be enjoyed throughout life.
3. It gives students practice at reading and following directions.
4. Students have a feeling of accomplishment when they successfully complete a difficult task.
5. Students can take pride in their ability to make things themselves.
6. It is different from most classes, so it allows the students to have a change during the day.
7. It is fun!



9TH GRADE

Clothing I



**MRS. OSTLER
FAMILY
AND
CONSUMER
SCIENCES**

Clothing I Projects

Required Projects:

Primary Children's Procedures

Doll

Rag Quilt

Shorts

Student's Choice:

Purse

Bathroom Organizer

Designer Sheets

Toiletries Bag

Duffle Bag

Stuffed Animal


Hoodie

Messenger Bag

Other approved project

By the time a student has completed the Clothing Course, he/she will know:

- How to follow written and verbal instructions.
- The parts of the sewing machine and their function, maintenance and safety.
- Advantages of a serger and how to operate one.
- How to resolve sewing malfunctions.
- Names of sewing equipment, their functions, and safety procedures.
- Parts of the iron and how to press a garment correctly.



- The characteristics, use, and care of various textiles.
- The information found on and in a pattern envelope.
- How to correctly and safely use a rotary cutter.
- How to take body measurements to determine pattern size.
- How to correctly lay out a pattern.
- How to correctly pin and cut out fabric pieces.
- The differences between thread and how to select the correct one for the project.
- The differences between machine needles and how to select the correct one for the project.
- How to do these things: seam finishes, casings, buttonholes, hems, pivoting, basting, back stitching, edge stitching, top stitching, zippers, machine quilting, and much more!